



Online Nonimmigrant Visa Application (DS-160)

FAQs

Apply For a Nonimmigrant Visa

Tooltip Language: עברית [\[View Tool Tip Help\]](#)

רוזם רובו של יישום זה תורגם, להצגת התרגום, הציב את העכבר על משפט כלשהו בעמוד.

Welcome!

The first step in applying for a U.S. nonimmigrant visa is to complete your application. It takes approximately 90 minutes to do this. After you submit your application, you can move on to the next steps such as scheduling your interview.

Important: Before You Start

1. [Learn about Types of Visas.](#)
2. [Use only Internet Explorer 11 or higher, Firefox, or Google Chrome 58 when completing your application. Safari and Microsoft Edge are not supported.](#)
3. [Gather your documents.](#)
4. [Review the instructions and FAQ.](#)

Notes:

Other people can assist you with your visa application. Note that under U.S. law (22 C.F.R. 41.103) you must electronically sign and submit your own application unless you qualify for an exemption. Even if someone else helped you complete the application, you (the applicant) must click the "Sign Application" button, or your application may not be accepted.

****Please be patient as you use this form. Download times may vary depending on your internet connection speed.****

Get Started

Select a location where you will be applying for this visa

 ISRAEL, TEL AVIV ▼

Enter the code as shown:

N4SV8



This visa application will ask you to upload a digital photo of yourself.

[Test Photo](#) [Photo Standard Guide](#)

Select a location and make sure you have the documents and information you will need.

START AN APPLICATION ▶

Select a location then select an application that you previously saved on your computer.

UPLOAD AN APPLICATION ▶

You will be asked for your application ID and answer a security question.

RETRIEVE AN APPLICATION ▶

Additional Information

- » **Write down the Application ID** displayed on the top right hand corner of the page. If you close your browser window, you will need your ID to access your application again.
- » **Save your application frequently.** The system will time out after 20 minutes of inactivity, and you will lose all unsaved information.
- » Read more about U.S. visas at travel.state.gov.
- » Visit the website of the [U.S. Embassy or Consulate](#).



Online Nonimmigrant Visa Application (DS-160)

Application Information

Privacy Act

AUTHORITIES: The information sought is pursuant to 8 U.S.C. §§ 1201-1202.

PURPOSE: The information solicited on this form will be used by consular officers to determine an applicant's eligibility for a visa.

ROUTINE USES: The information on this form may be shared with federal, state, and local government agencies, members of Congress, and officials of foreign governments in accordance with certain approved routine uses. More information on the Routine Uses for the system can be found in the System of Records Notice State-39, Visa Records.

DISCLOSURE: Although providing this information is voluntary, failure to provide the information requested on this form may result in the applicant's inability to receive an immigrant or nonimmigrant visa.

I have read the terms of the Privacy Act Notice

Please record your Application ID in a safe and secure place.

If there are technical issues with the system, or you want to complete your application some other time, you can save your work and later, start where you left off. In order to access your application later, however, you will need: (1) your Application ID, and (2) the answer to the security question that you will choose on this page.

To choose a security question, pick the one you like the best from the dropdown list, type your answer to that question in the box below, and click "Continue." Remember: In order to access your application later, you will need to know the answer **exactly as you wrote it on this page**.

You can also use your Application ID and security question to retrieve your Confirmation Page after you have submitted your application, or to use your previously provided application information to complete a new application at a later date.

If you do not plan to complete your application within the next 30 days, download your application to your computer by clicking the "Save" button at the bottom of the last completed page. Follow the instructions. When you are ready to complete your application, select "Upload an Application". NOTE: Only download your application to a computer that cannot be accessed by anyone who does not have your permission to see or record your personal data. If you download your application a shared or public computer, such as a computer in a cyber café or library, your personal information may be able to be accessed by other users.

Note: Electronically submitting your DS-160 online application is the **FIRST STEP** in the visa application process. The next step is to review the internet page of the embassy or consulate where you plan to apply for your visa. Most visa applicants will need to schedule a visa interview, though some applicants may qualify for visa renewal. The embassy or consulate information may include specific local instructions about scheduling interviews, submitting your visa application, and other frequently asked questions.

Security Question ⓘ

WHAT IS THE GIVEN NAME OF YOUR MOTHER'S MOTHER?

Answer

MARIA



Your Application ID
is: **AA009RYIGF**

Date
14-JUL-2020

[Print Application ID](#)

Continue

Cancel



COMPLETE

PHOTO

REVIEW

SIGN

Online Nonimmigrant Visa Application (DS-160)

Application ID **AA009RYIGF**

OMB CONTROL NUMBER: 1405-0182

FORM NUMBER: DS-160

EXPIRATION DATE: 11/30/2020

ESTIMATED BURDEN: 90 MIN

Personal Information 1

NOTE: Data on this page must match the information as it is written in your passport.

- Getting Started
- Personal
- Personal 1**
- Personal 2
- Travel
- Travel Companions
- Previous U.S. Travel
- Address and Phone
- Passport
- U.S. Contact
- Family
- Work / Education / Training
- Security and Background

Surnames

IVANOVA

(e.g., FERNANDEZ GARCIA)

Help: Surnames

Enter all surnames as listed in your passport. If only one name is listed in your passport, enter that Surname.

Given Names

MARIA STEPANOVNA

(e.g., JUAN MIGUEL)

Help: Given Names

If your passport does not include a given name, please enter 'FNU' in Given Names.

Full Name in Native Alphabet

ИВАНОВА МАРИЯ СТЕПАНОВНА

Does Not Apply/Technology Not Available

Q: Have you ever used other names (i.e., maiden, religious, professional, alias, etc.)?

A: Yes No

Help: Other Names

Other names used include your maiden name, religious name, professional name, or any other names which you are known by or have been known by in the past.

Provide the following information:

Other Surnames Used (maiden, religious, professional, aliases, etc.)

SIDOROVA

Other Given Names Used

MARIA STEPANOVNA

Help: Other Names

If you only have other surnames to enter, enter the same given names as above. Conversely, if you only have other given names to enter, enter the same surname as above.

+ Add Another - Remove

Help: Navigation Buttons

Click on the buttons above to access previously entered data.

Q: Do you have a telecode that represents your name?

A: Yes No

Help: Telecode

Telecodes are 4 digit code numbers that represent characters in some non-Roman alphabet names.

Sex



Male Female

Marital Status 

MARRIED 

Date and Place of Birth

Date 


01  JAN  1990

(Format: DD-MMM-YYYY)

City

MOSCOW

State/Province



Does Not Apply

Country/Region

RUSSIA 

Help: Date of Birth

If day or month is unknown, enter as shown in passport.

Help: Country/Region

Select the name that is currently in use for the place where you were born.

Public reporting burden for this collection of information is estimated to average 90 minutes per response, including time required for searching existing data sources, gathering the necessary documentation, providing the information and/or documents required, and reviewing the final collection. You do not have to supply this information unless this collection displays a currently valid OMB control number. If you have comments on the accuracy of this burden estimate and/or recommendations for reducing it, please send them to:

PRA_BurdenComments@state.gov

Confidentiality Statement

The information asked for on this form is requested pursuant to Section 222 of the Immigration and Nationality Act. INA Section 222(f) provides that the records of the Department of State and of diplomatic and consular offices of the United States pertaining to the issuance and refusal of visas or permits to enter the United States shall be considered confidential and shall be used only for the formulation, amendment, administration, or enforcement of the immigration, nationality, and other laws of the United States. Certified copies of such records may be made available to a court provided the court certifies that the information contained in such records is needed in a case pending before the court.

[← Back: Getting Started](#)

 Save

[Next: Personal 2 ▶](#)



COMPLETE

PHOTO

REVIEW

SIGN

Online Nonimmigrant Visa Application (DS-160)

Application ID **AA009RYIGF**

Personal Information 2

Country/Region of Origin (Nationality)

RUSSIA

Q: Do you hold or have you held any nationality other than the one indicated above on nationality?

A: Yes No

Q: Are you a permanent resident of a country/region other than your country/region of origin (nationality) indicated above?

A: Yes No

Help: Permanent Resident

Permanent resident means any individual who has been legally granted by a country/region permission to live and work without time limitation in that country/region.

National Identification Number

Does Not Apply

U.S. Social Security Number

- - Does Not Apply

U.S. Taxpayer ID Number

Does Not Apply

Help: Identification Numbers

Your National ID Number is a unique number that your government provides. The U.S. Government provides unique numbers to those who seek employment (Social Security Number) or pay taxes (Taxpayer ID).

- Getting Started
- Personal
 - Personal 1
 - Personal 2
- Travel
- Travel Companions
- Previous U.S. Travel
- Address and Phone
- Passport
- U.S. Contact
- Family
- Work / Education / Training
- Security and Background

Help: Navigation Buttons
Click on the buttons above to access previously entered data.

Back: Personal 1

Save

Next: Travel

NOTE: Provide the following information concerning your travel plans.

Provide the following information:

Purpose of Trip to the U.S. ⓘ
 TEMP. BUSINESS PLEASURE VISITOR (B) ▼

Specify ⓘ
 BUSINESS & TOURISM (TEMPORARY VISITOR) (B1/B2) ▼

✦ Add Another ✖ Remove

Q: Have you made specific travel plans?

A: Yes No

Intended Date of Arrival ⓘ
 10 ▼ OCT ▼ 2020
 (Format: DD-MMM-YYYY)

Intended Length of Stay in U.S. ⓘ
 10 DAY(S) ▼

Help: Arrival Plans

If you are unsure of your travel plans, please provide an estimate.

Address Where You Will Stay in the U.S.

Street Address (Line 1)
 55 CHURCH ST

Street Address (Line 2) *Optional

City
 NEW YORK

State
 NEW YORK ▼

ZIP Code (if known)
 10007
 (e.g., 12345 or 12345-1234)

Person/Entity Paying for Your Trip ⓘ
 SELF ▼

Help: Navigation Buttons

Click on the buttons above to access previously entered data.

Travel Companions Information

- ✓ Getting Started
- ✓ Personal
- ✓ Travel
- Travel Companions ▶**
- Previous U.S. Travel
- Address and Phone
- Passport
- U.S. Contact
- Family
- Work / Education / Training
- Security and Background

NOTE: Provide the following travel companion information.

Persons traveling with you

Q: Are there other persons traveling with you?

A: Yes No

Help: Traveling with Others

You should answer Yes to this question if you are traveling with family, as part of an organized tour, or as part of a performing group or athletic team. You do not need to list individuals who are traveling with you for the purposes of employment with the same employer.

Q: Are you traveling as part of a group or organization?

A: Yes No

Enter person(s) traveling with you

Surnames of Person Traveling With You
<input type="text" value="IVANOV"/>
Given Names of Person Traveling With You
<input type="text" value="IVAN"/>
Relationship with Person ⓘ
<input type="text" value="SPOUSE"/>

[* Add Another](#) [- Remove](#)

Help: Navigation Buttons
Click on the buttons above to access previously entered data.



COMPLETE

PHOTO

REVIEW

SIGN

Online Nonimmigrant Visa Application (DS-160)

Application ID AA009RYIGF

Previous U.S. Travel Information

NOTE: Provide the following previous U.S. travel information. Provide complete and accurate information to all questions that require an explanation.

- Getting Started
- Personal
- Travel
- Travel Companions
- Previous U.S. Travel
- Address and Phone
- Passport
- U.S. Contact
- Family
- Work / Education / Training
- Security and Background

Q: Have you ever been in the U.S.?

A: Yes No

Provide information on your last five U.S. visits:

Date Arrived ⁱ

 (Format: DD-MMM-YYYY)

Length of Stay ⁱ

[+ Add Another](#) [- Remove](#)

Help: Previous U.S. Visits

If you are unsure about when you visited the U.S., please provide a best estimate.

Q: Do you or did you ever hold a U.S. Driver's License?

A: Yes No

Q: Have you ever been issued a U.S. Visa?

A: Yes No

Previous U.S. Visas

Date Last Visa Was Issued ⁱ

 (Format: DD-MMM-YYYY)

Visa Number
 Do Not Know

Help: Visa Number

Enter the 8-digit number that is displayed in red

Help: Navigation Buttons

Click on the buttons above to access previously entered data.

Q: Are you applying for the same type of visa?

A: Yes No

Q: Are you applying in the same country or location where the visa above was issued, and is this country or location your place of principal of residence?

A: Yes No

Q: Have you been ten-printed?

A: Yes No

Q: Has your U.S. Visa ever been lost or stolen?

A: Yes No

Q: Has your U.S. Visa ever been cancelled or revoked?

A: Yes No

On the reverse side of your visa. If your previous visa was a Border Crossing Card enter the last 12-digit number of the first line of the machine readable zone.

Help: Ten-printed

Ten-printed means that you have provided fingerprints for all your fingers, as opposed to having provided only two fingerprints.

Q: Have you ever been refused a U.S. Visa, or been refused admission to the United States, or withdrawn your application for admission at the port of entry?

A: Yes No

Q: Has anyone ever filed an immigrant petition on your behalf with the United States Citizenship and Immigration Services?

A: Yes No

[← Back: Travel Companions](#)

[Save](#)

[Next: Address & Phone ▶](#)

Address and Phone Information

[✓ Getting Started](#)[✓ Personal](#)[✓ Travel](#)[✓ Travel Companions](#)[✓ Previous U.S. Travel](#)[Address and Phone ▶](#)[Passport](#)[U.S. Contact](#)[Family](#)[Work / Education /
Training](#)[Security and
Background](#)

Home Address

Street Address (Line 1)

99 PETROVA STR, APT.99

Street Address (Line 2) **Optional*

City

MOSCOW

State/Province

 Does Not Apply

Postal Zone/ZIP Code

111999

 Does Not Apply

Country/Region

RUSSIA

Mailing Address

Q: Is your Mailing Address the same as your Home Address?**A:** Yes No

Phone

Primary Phone Number

79998887766

Secondary Phone Number

71112223344

 Does Not Apply

Work Phone Number

79008007060

 Does Not Apply**Q:** Have you used any other phone numbers in the last five years?**A:** Yes No

Help: Phone

You must provide a primary phone number. The primary phone number should be the phone number at which you are most likely to be reached; this could be a land line or a cellular/mobile number. If you have an additional land line or a cellular/mobile number please list that as your secondary phone number.

Email Address

Email Address

ivanova@ivanova.ru

(e.g., emailaddress@example.com)

Help: Email Address

You must provide an email address. The email address you provide will be used for correspondence purposes. Provide an email address that is secure and to which you have reasonable access.

Q: Have you used any other email addresses in the last five years?

A: Yes No

Social Media

Do you have a social media presence?

Select from the list below each social media platform you have used within the last five years. In the space next to the platform's name, enter the username or handle you have used on that platform. Please do not provide your passwords. If you have used more than one platform or more than one username or handle on a single platform, click the 'Add Another' button to list each one separately. If you have not used any of the listed social media platforms in the last five years, select 'None.'

Help: Social Media

Enter information associated with your online presence, including the types of online providers/platforms, applications and websites that you use to collaborate, share information, and interact with others. List the username, handle, screen-name, or other identifiers associated with your social media profile. (You do not need to list accounts designed for use by multiple users within a business or other organization.)

Social Media Provider/Platform

VKONTAKTE (VK)

Social Media Identifier

ID999999999999

[+ Add Another](#) [- Remove](#)

Q: Do you wish to provide information about your presence on any other websites or applications you have used within the last five years to create or share content (photos, videos, status updates, etc.)?

A: Yes No

[← Back: Previous U.S. Travel](#)

[Save](#)

[Next: Passport ▶](#)

- Travel
- Travel Companions
- Previous U.S. Travel
- Address and Phone
- Passport**
- U.S. Contact
- Family
- Work / Education / Training
- Security and Background

Help: Navigation Buttons

Click on the buttons above to access previously entered data.

Passport/Travel Document Type 

REGULAR

Passport/Travel Document Number

778884444

Passport Book Number

Does Not Apply

Country/Authority that Issued Passport/Travel Document

RUSSIA

Where was the Passport/Travel Document Issued?

City

MOSCOW

State/Province *If shown on passport

Country/Region

RUSSIA

Issuance Date 

15 FEB 2014

(Format: DD-MMM-YYYY)

Expiration Date 

15 FEB 2024 No Expiration

(Format: DD-MMM-YYYY)

Help: Passport/Travel Document Number

Enter the information on the travel document you will be using when traveling to the U.S. Your travel document should be a valid, unexpired passport or other valid, unexpired documentation that is sufficient to establish your identity and nationality.

Help: Passport Book Number

The Passport Book Number is commonly called the inventory control number. You may or may not have a Passport Book Number on your passport. The location of the Passport Book Number on your passport may vary depending on the country that issued your passport. Please contact your passport issuing authority if you are unable to determine whether or not your passport contains a Passport Book Number.

Help: Expiration Date

In most cases your passport/Travel Document must have at least six months of validity beyond the date of your visa application and/or your arrival in the United States.

Q: Have you ever lost a passport or had one stolen?

A: Yes No

[Back: Address and Phone](#)

[Save](#)

[Next: U.S. Contact](#)

- Personal
- Travel
- Travel Companions
- Previous U.S. Travel
- Address and Phone
- Passport
- U.S. Contact**
- Family
- Work / Education / Training
- Security and Background

Contact Person or Organization in the United States

Contact Person

Surnames


Given Names

Do Not Know

Organization Name

MILLENNIUM HILTON

Do Not Know

Relationship to You 

OTHER

Address and Phone Number of Point of Contact

U.S. Street Address (Line 1)

55 CHURCH ST

U.S. Street Address (Line 2) **Optional*

City

NEW YORK

State

NEW YORK

ZIP Code (if known)

10007

(e.g., 55555 or 55555-5555)

Phone Number

12126932001

(e.g., 5555555555)

Email Address

(e.g., emailaddress@example.com)

Does Not Apply

Help: Contact

Your U.S. Point of Contact can be any individual in the U.S. who knows you and can verify, if necessary, your identity. If you do not personally know anyone in the U.S., you may enter the name of the store, company, or organization you plan to visit during your trip.

Help: Navigation Buttons

Click on the buttons above to access previously entered data.

[Back: Passport](#)

 Save

[Next: Family](#)

- Previous U.S. Travel
- Address and Phone
- Passport
- U.S. Contact
- Family**
- Relatives
 - Spouse
- Work / Education / Training
- Security and Background

Father's Full Name and Date of Birth

Surnames

SIDOROV Do Not Know
(e.g., Hernandez Garcia)

Given Names

STEPAN PETROVICH Do Not Know
(e.g., Juan Miguel)

Date of Birth ⓘ

01 JAN 1965 Do Not Know
(Format: DD-MMM-YYYY)

Q: Is your father in the U.S.?

A: Yes No

Mother's Full Name and Date of Birth

Surnames

SIDOROVA Do Not Know
(e.g., Hernandez Garcia)

Given Names

VASILISA PETROVNA Do Not Know
(e.g., Juanita Miguel)

Date of Birth ⓘ

01 JAN 1965 Do Not Know
(Format: DD-MMM-YYYY)

Q: Is your mother in the U.S.?

A: Yes No

Q: Do you have any immediate relatives, not including parents, in the United States?

A: Yes No

Q: Do you have any other relatives in the United States?

A: Yes No

Help: Immediate Relatives

Means fiancé/fiancée, spouse (husband/wife), child (son/daughter), or sibling (brother/sister).

← Back: U.S. Contact

Save

Next: Spouse →



COMPLETE

PHOTO

REVIEW

SIGN

Online Nonimmigrant Visa Application (DS-160)

Application ID **AA009RYIGF**

Family Information: Spouse

NOTE: Enter current spouse information.

Spouse's Full Name (include Maiden Name)

Spouse's Surnames

IVANOV

Spouse's Given Names

IVAN

Spouse's Date of Birth ⓘ

01 JAN 1990

(Format: DD-MMM-YYYY)

Spouse's Country/Region of Origin (Nationality)

RUSSIA

Spouse's Place of Birth

City

MOSCOW

Do Not Know

Country/Region

RUSSIA

Spouse's Address ⓘ

SAME AS HOME ADDRESS

◀ Back: Relatives

Save

Next: Work/Education/Training ▶

- ✓ Getting Started
- ✓ Personal
- ✓ Travel
- ✓ Travel Companions
- ✓ Previous U.S. Travel
- ✓ Address and Phone
- ✓ Passport
- ✓ U.S. Contact
- Family** ▶
- Relatives
- **Spouse**
- Work / Education / Training
- Security and Background

Help: Navigation Buttons

Click on the buttons above to access previously entered data...

Previous Work/Education/Training Information

NOTE: Provide your employment information for the last five years that you were employed, if applicable.

Q: Were you previously employed?

A: Yes No

Employer/Employment Information:

Employer Name

LLC NEROMASHKA

Employer Street Address (Line 1)

99 BUSINESS STR., OF.1

Employer Street Address (Line 2) **Optional*

City

MOSCOW

State/Province

Does Not Apply

Postal Zone/ZIP Code

111777

Does Not Apply

Country/Region

RUSSIA

Telephone Number

71002003040

Job Title

MANAGER

Supervisor's Surname

SMIRNOV

Do Not Know

Supervisor's Given Names

ILYA SERGEEVICH

✓ Getting Started

✓ Personal

✓ Travel

✓ Travel Companions

✓ Previous U.S. Travel

✓ Address and Phone

✓ Passport

✓ U.S. Contact

✓ Family

Work / Education /
Training ▶

Present

■ Previous


Additional

Security and
Background

Help: Navigation Buttons


Click on the buttons above to access previously entered data.

Do Not Know

Employment Date From 

15 FEB 2016

(Format: DD-MMM-YYYY)

Employment Date To 

15 FEB 2017

(Format: DD-MMM-YYYY)

Briefly describe your duties:

SALES MANAGER

[+ Add Another](#) [- Remove](#)

Q: Have you attended any educational institutions at a secondary level or above?

A: Yes No

Provide the following information on the educational institution(s) you have attended.

Name of Institution

MOSCOW STATE UNIVERSITY

Street Address (Line 1)

1 LENINSKIE GORY STR

Street Address (Line 2) **Optional*

City

MOSCOW

State/Province

Does Not

Apply

Postal Zone/ZIP Code

119991 Does Not Apply

Country/Region

RUSSIA

Course of Study

ECONOMICS

Date of Attendance From 

Help: Level of Education

You must answer Yes to this question if you have ever attended, for any length of time, a high school/secondary school (or its equivalent in your country) or college, university, graduate school, a doctoral program, or a vocational program.

Help: Course of Study

For middle school/junior high or high school course of study please indicate "Academic" or "Vocational." For all other educational levels please indicate your major or concentration.

Q: Have you attended any educational institutions at a secondary level or above?

A: Yes No

Provide the following information on the educational institution(s) you have attended.

Name of Institution

MOSCOW STATE UNIVERSITY

Street Address (Line 1)

1 LENINSKIE GORY STR

Street Address (Line 2) **Optional*

City

MOSCOW

State/Province

Does Not

Apply

Postal Zone/ZIP Code

119991


Does Not Apply

Country/Region

RUSSIA


Course of Study

ECONOMICS

Date of Attendance From 

01 SEP 2008

(Format: DD-MMM-YYYY)

Date of Attendance To 

15 JUN 2013

(Format: DD-MMM-YYYY)

[+ Add Another](#) [- Remove](#)

Help: Level of Education

You must answer Yes to this question if you have ever attended, for any length of time, a high school/secondary school (or its equivalent in your country) or college, university, graduate school, a doctoral program, or a vocational program.

Help: Course of Study

For middle school/junior high or high school course of study please indicate "Academic" or "Vocational." For all other educational levels please indicate your major or concentration.

[← Back: Work/Education: Present](#)

 [Save](#)

[Next: Work/Education: Additional ▶](#)



COMPLETE

PHOTO

REVIEW

SIGN

Online Nonimmigrant Visa Application (DS-160)

Application ID AA009RYIGF

Additional Work/Education/Training Information

NOTE: Provide the following work, education, or training related information. Provide complete and accurate information to all questions that require an explanation.

Q: Do you belong to a clan or tribe?

A: Yes No

Provide a List of Languages You Speak

Language Name

RUSSIAN

+ [Add Another](#) - [Remove](#)

Q: Have you traveled to any countries/regions within the last five years?

A: Yes No

Provide a List of Countries/Regions Visited

Country/Region

SPAIN

+ [Add Another](#) - [Remove](#)

Country/Region

TURKEY

+ [Add Another](#) - [Remove](#)

Country/Region

GERMANY

- ✓ Getting Started
- ✓ Personal
- ✓ Travel
- ✓ Travel Companions
- ✓ Previous U.S. Travel
- ✓ Address and Phone
- ✓ Passport
- ✓ U.S. Contact
- ✓ Family
- Work / Education / Training ▶
- Present
- Previous
- Additional
- Security and Background

Help: Navigation Buttons

Click on the buttons above to access previously entered data.

Help: Navigation Buttons

Click on the buttons above to access previously entered data.

Provide a List of Countries/Regions Visited

Country/Region
SPAIN

+ [Add Another](#) - [Remove](#)

Country/Region
TURKEY

+ [Add Another](#) - [Remove](#)

Country/Region
GERMANY

+ [Add Another](#) - [Remove](#)

Q: Have you belonged to, contributed to, or worked for any professional, social, or charitable organization?

A: Yes No

Q: Do you have any specialized skills or training, such as firearms, explosives, nuclear, biological, or chemical experience?

A: Yes No

Q: Have you ever served in the military?

A: Yes No

Q: Have you ever served in, been a member of, or been involved with a paramilitary unit, vigilante unit, rebel group, guerrilla group, or insurgent organization?

A: Yes No



COMPLETE

PHOTO

REVIEW

SIGN

Online Nonimmigrant Visa Application (DS-160)

Application ID **AA009RYIGF**

Upload Photo

Confirm Photo

Upload Photo

Starting November 1, 2016, eye glasses will no longer be allowed in new visa photos.

Click on the Upload Your Photo button below to access our photo submission system. Once there you will be given instructions on how to supply an approved photo for your Visa application. After you have selected the photo to upload and the system verifies the photo is acceptable, you will return to "Confirm Photo" to continue the application process.

Upload Your Photo



← Back: COMPLETE

Save

Next: Confirm Photo →

Help: Navigation Buttons

Click on the buttons above to access previously entered data.

Please refer to the Department of State's [image requirements](#).

To assist in preparing your image, you may click on the icon to the right to use a Department of State photo cropping tool. You may use this tool to resize, rotate, and/or crop a photo on your computer to meet the Department of State's head-size and [digital image submission requirements](#).



Photo Cropping Tool

Select Your Photo


Click the "Browse" button and choose a JPEG format image (i.e., .jpg file type) that is 240 Kb or less in file size.

Photo Quality Standards

In order to ensure the highest quality photos will be used in the final printed travel document, the Department of State has created a guide for you to use when creating and uploading your photos [[see photo quality standards guide](#)].(0)

Photo:

photo.jpg



◀ Back: Cancel Next: Upload Selected Photo ▶



Photo Quality Standards Result



Photo passed quality standards

Your photo has successfully been uploaded and passed all quality checks. Your photo submission has been accepted.

You can continue your application at the Visa website.

Selected Photo: photo3.jpg



◀ Back: Select a Different Photo

Next: Continue Using This Photo ▶



COMPLETE

PHOTO

REVIEW

SIGN

Online Nonimmigrant Visa Application (DS-160)

Application ID **AA009RYIGF**

Confirm Photo

Upload Photo

Confirm Photo ▶

Photo Provided:



Please note that you may be required to bring a passport-like photo to your interview.

Choose a Different Photo



◀ Back: COMPLETE

Save

Next: REVIEW ▶

Help: Navigation Buttons

Click on the buttons above to access previously entered data.

with your application may be accessible to other government agencies having statutory or other lawful authority to use such information, including for law enforcement and immigration law enforcement purposes. If fingerprints are collected as part of your application process, they may be used for the purpose of comparing them to other fingerprints in the FBI's Next Generation Identification (NGI) fingerprint system or its successor systems (including civil, criminal, and latent fingerprint repositories). If you wish to correct a record as it appears in the FBI's CJIS Division Records System, you should follow procedures to change, correct, or update a record that are set forth in Title 28, CFR, Section 16.34. The photograph that you provide with your application may be used for employment verification or other U.S. law purposes.

Once you have clicked "Sign and Submit Application" you will be unable to make changes. Electronically sign by clicking the button below after you have reviewed the information in your application and determined that it is correct. After signing the application, click "Next" to continue with the application.

Tuesday, July 14, 2020 - 1:47:44 PM EDT

Preparer of Application

Q: Did anyone assist you in filling out this application?

A: Yes No

E-Signature

I certify under penalty of perjury under the laws of the United States of America that the foregoing is true and correct.

Enter your Passport/Travel Document Number:

778884444

Enter the code as shown:

DYNT



Click the button below to electronically sign your application:

Sign and Submit Application

[◀ Back: REVIEW](#)

[Save](#)

[Next: Confirmation ▶](#)




Online Nonimmigrant Visa Application (DS-160)

Confirmation



AA009RYIGF

מסמך זה מהווה אישור להגשת בקשה לויזה שאינה למטרת הגירה עבור:

	שם:	IVANOVA, MARIA STEPANOVNA	מיקום נבחר:	TLV U.S. Embassy, Tel Aviv Branch 71 HaYarkon St. Tel Aviv, Israel
	תאריך לידה:	01 JAN 1990		
	מקום לידה:	MOSCOW, RUSSIA		
	מין:	Female		
	אזרחות:	RUSSIA		
	מספר דרכון:	778884444		
	מטרת הנסיעה:	BUSINESS/PERSONAL (B1/B2)		
	הושלם בתאריך:	14 JUL 2020		
מספר אישור:	AA009RYIGF		Version 01.08.02	
דף זה אינו מהווה ויזה				
Print Confirmation Print Application Email Confirmation				

הערה: הגשת טופס הבקשה שלך באופן אלקטרוני הינו השלב הראשון בתהליך הבקשה לויזה. השלב השני הוא ביקור באתר האינטרנט של ה שגרירות או קונסוליה במקום בו הנך מתכוונ/ת להגיש בקשה לויזה. רוב המועמדים לויזה נדרשים לקבוע מועד לראיון. ה שגרירות או קונסוליה הנחיות הרלוונטיות ספציפית אליך, כגון כיצד לקבוע מועד לראיון, כיצד מגישים בקשה לויזה ושאלות נפוצות אחרות.

עליך להביא את דף האישור ואת המסמכים הבאים איתך בכל שלבי הבקשה לויזה:

דרכון

באפשרותך לצרף מסמכים נוספים שלדעתך יתמכו בבקשתך.

Instructions

חובה להגיש את דף האישור של טופס הבקשה עם ברוקוד קריא בזמן הראיון לויזה. אם אין לך גישה למדפסת ברגע זה, שלח/י את דף האישור שלך בדואר אלקטרוני. באפשרותך להדפיס או לשלוח את בדואר אלקטרוני את טופס הבקשה כולו. אין צורך להביא איתך את טופס הבקשה המלא ליום הראיון.

שימ/י לב כי תדרש/י להציג הוכחה כי שלמת את אגרת הויזה וכל אגרה אחרת הרלוונטית עבורך. ניתן לבדוק האם ישנן אגרות נוספות הרלוונטיות של מדינתך עבור תשלומים אחרים שיתכן שתצטרך/י לשלם (Reciprocity) עבורך בהתאם ל טבלת אגרות יחסי גומלין

או <http://travel.state.gov> או <https://il.usembassy.gov/visas/> לשאלות נוספות, או אם ברצונך ליצור קשר עם הנציגות הקונסולרית, בקר/י ב

הערה: אלא אם הינך פטור/ה מראיון, תתבקש/י לחתום על טופס הבקשה שלך באופן ביומטרי כלומר, במתן טביעות האצבעות שלך. במתן טביעות האצבעות שלך. את/ה מאשר/ת כי תחת אזהרת עונש על הצהרה כוזבת, קראת והבנת את השאלות בטופס הבקשה לויזה שמלאת. כמו כן, הינך מאשר/ת כי התשובות המופיעות בטופס הבקשה שלך ניתנו על ידך והינן נכונות ומלאות, למיטב ידיעתך ואמונתך. בנוסף, את/ה מאשר/ת, תחת אזהרת עונש על הצהרה כוזבת, כי המידע שמסרת במהלך הראיון האישי שלך הינו נכון ומלא, למיטב ידיעתך ואמונתך.

נדרשת לחתום על טופס הבקשה שלך בעצמך ובאופן. (Jul-2020 03:47:58 (GMT-05:00) -חתימת באופן אלקטרוני על טופס הבקשה שלך ב 14